

General information about company

Scrip code	502216
NSE Symbol	
MSEI Symbol	
ISIN	INE06AE01018
Name of the company	Bombay Potteries & Tiles Limited
Whether company is SME	No
Class of Security	Equity Shares
Type of report	Quarterly
Quarter Ended / Half year ended/Date of Report (For Prelisting / Allotment)	31-12-2024
Date of allotment / extinguishment (in case Capital Restructuring selected) / Listing Date	
Shareholding pattern filed under	Regulation 31 (1) (b)
Whether the listed entity is Public Sector Undertaking (PSU)?	No



Declaration					
Sr. No.	Particular	Yes/No	Promoter and Promoter Group	Public shareholder	Non Promoter- Non Public
1	Whether the Listed Entity has issued any partly paid up shares?	No	No	No	No
2	Whether the Listed Entity has issued any Convertible Securities ?	No	No	No	No
3	Whether the Listed Entity has issued any Warrants ?	No	No	No	No
4	Whether the Listed Entity has any shares against which depository receipts are issued?	No	No	No	No
5	Whether the Listed Entity has any shares in locked-in?	No	No	No	No
6	Whether any shares held by promoters are pledge or otherwise encumbered?	No	No		
7	Whether company has equity shares with differential voting rights?	No	No	No	No
8	Whether the listed entity has any significant beneficial owner?	No			



Table VI - Statement showing foreign ownership limits

Particular	Approved limits (%)	Limits utilized (%)
As on shareholding date	0	0
As on the end of previous 1st quarter	0	0
As on the end of previous 2nd quarter	0	0
As on the end of previous 3rd quarter	0	0
As on the end of previous 4th quarter	0	0



Table I - Summary Statement holding of specified securities

Category (I)	Category of shareholder (II)	Nos. Of shareholders (III)	No. of fully paid up equity shares held (IV)	No. Of Partly paid-up equity shares held (V)	No. Of shares underlying Depository Receipts (VI)	Total nos. shares held (VII) = (IV)+(V)+(VI)	Shareholding as a % of total no. of shares (calculated as per SCRR, 1957) (VIII) As a % of (A+B+C2)	Number of Voting Rights held in each class of securities (IX)			
								No of Voting (XIV) Rights			Total as a % of (A+B+C)
								Class eg: X	Class eg: y	Total	
(A)	Promoter & Promoter Group	3	74627			74627	57.41	74627		74627	57.41
(B)	Public	687	55373			55373	42.59	55373		55373	42.59
(C)	Non Promoter-Non Public										
(C1)	Shares underlying DRs										
(C2)	Shares held by Employee Trusts										
	Total	690	130000			130000	100	130000		130000	100




Table I - Summary Statement holding of specified securities

Category (I)	Category of shareholder (II)	No. Of Shares Underlying Outstanding convertible securities (X)	No. of Shares Underlying Outstanding Warrants (Xi)	No. Of Shares Underlying Outstanding convertible securities and No. Of Warrants (Xi) (a)	Shareholding, as a % assuming full conversion of convertible securities (as a percentage of diluted share capital) (XI)= (VII)+(X) As a % of (A+B+C2)	Number of Locked in shares (XII)		Number of Shares pledged or otherwise encumbered (XIII)		Number of equity shares held in dematerialized form (XIV)	Sub-categorization of shares		
						No. (a)	As a % of total Shares held (b)	No. (a)	As a % of total Shares held (b)		Sub-category (i)	Sub-category (ii)	Sub-category (iii)
(A)	Promoter & Promoter Group				57.41					0			
(B)	Public				42.59					271	55373	0	0
(C)	Non Promoter-Non Public												
(C1)	Shares underlying DRs												
(C2)	Shares held by Employee Trusts												
	Total				100					271	55373	0	0



Table II - Statement showing shareholding pattern of the Promoter and Promoter Group

Sr.	Category & Name of the Shareholders (I)	Nos. Of shareholders (III)	No. of fully paid up equity shares held (IV)	No. Of Partly paid-up equity shares held (V)	No. Of shares underlying Depository Receipts (VI)	Total nos. shares held (VII) = (IV)+ (V)+ (VI)	Shareholding as a % of total no. of shares (calculated as per SCRR, 1957) (VIII) As a % of (A+B+C2)	Number of Voting Rights held in each class of securities (IX)			
								No of Voting (XIV) Rights			Total as a % of Total Voting rights
								Class eg: X	Class eg:y	Total	
A	Table II - Statement showing shareholding pattern of the Promoter and Promoter Group										
(1)	Indian										
(a)	Individuals/Hindu undivided Family	1	29565			29565	22.74	29565		29565	22.74
(d)	Any Other (specify)	2	45062			45062	34.66	45062		45062	34.66
Sub-Total (A)(1)		3	74627			74627	57.41	74627		74627	57.41
(2)	Foreign										
Total Shareholding of Promoter and Promoter Group (A)=(A)(1)+(A)(2)		3	74627			74627	57.41	74627		74627	57.41
B	Table III - Statement showing shareholding pattern of the Public shareholder										
(1)	Institutions (Domestic)										
(d)	Banks	3	23			23	0.02	23		23	0.02
(e)	Insurance Companies	2	742			742	0.57	742		742	0.57
(k)	Any Other (specify)	4	413			413	0.32	413		413	0.32
Sub-Total (B)(1)		9	1178			1178	0.91	1178		1178	0.91
(2)	Institutions (Foreign)										
(3)	Central Government / State Government(s)										
(4)	Non-institutions										
(g)	Resident Individuals holding nominal share capital up to Rs. 2 lakhs	677	39195			39195	30.15	39195		39195	30.15
(l)	Bodies Corporate	1	15000			15000	11.54	15000		15000	11.54
Sub-Total (B)(4)		678	54195			54195	41.69	54195		54195	41.69
Total Public Shareholding (B)=(B)(1)+(B)(2)+(B)(3)+(B)(4)		687	55373			55373	42.59	55373		55373	42.59
C	Table IV - Statement showing shareholding pattern of the Non Promoter- Non Public shareholder										
Total (A+B+C2)		690	130000			130000	100	130000		130000	100
Total (A+B+C)		690	130000			130000	100	130000		130000	100




Table II - Statement showing shareholding pattern of the Promoter and Promoter Group

Sr.	No. Of Shares Underlying Outstanding convertible securities (X)	No. of Shares Underlying Outstanding Warrants (Xi)	No. Of Shares Underlying Outstanding convertible securities and No. Of Warrants (Xi) (a)	Shareholding , as a % assuming full conversion of convertible securities (as a percentage of diluted share capital) (XI)= (VII)+(X) As a % of (A+B+C2) *	Number of Locked in shares (XII)		Number of Shares pledged or otherwise encumbered (XIII)		Number of equity shares held in dematerialized form (XIV)	Sub-categorization of shares		
					No. (a)	As a % of total Shares held (b)	No. (a)	As a % of total Shares held (b)		Sub-category (i)	Sub-category (ii)	Sub-category (iii)
A	Table II - Statement showing shareholding pattern of the Promoter and Promoter Group											
(1)	Indian											
(a)				22.74					0			
(d)				34.66					0			
Sub-Total (A) (1)				57.41					0			
(2)	Foreign											
Total Shareholding of Promoter and Promoter Group (A)=(A) (1)+(A)(2)				57.41					0			
B	Table III - Statement showing shareholding pattern of the Public shareholder											
(1)	Institutions (Domestic)											
(d)				0.02					0			
(e)				0.57					0	742	0	0
(k)				0.32					0	413	0	0
Sub-Total (B) (1)				0.91					0	1178	0	0
(2)	Institutions (Foreign)											
(3)	Central Government / State Government(s)											
(4)	Non-institutions											
(g)				30.15					271	39195	0	0
(l)				11.54					0	15000	0	0
Sub-Total (B) (4)				41.69					271	54195	0	0
Total Public Shareholding (B)=(B)(1)+(B)(2)+(B)(3)+(B)(4)				42.59					271	55373	0	0
C	Table IV - Statement showing shareholding pattern of the Non Promoter- Non Public shareholder											
Total (A+B+C2)				100					271			
Total (A+B+C)				100					271			



Individuals/Hindu undivided Family


Searial No.	1	
Name of the Shareholders (I)	MANOJ V. WADHWA	Click here to go back
PAN (II)	AALPW0303K	Total
No. of fully paid up equity shares held (IV)	29565	29565
No. Of Partly paid-up equity shares held (V)		
No. Of shares underlying Depository Receipts (VI)		
Total nos. shares held (VII) = (IV)+ (V)+ (VI)	29565	29565
Shareholding as a % of total no. of shares (calculated as per SCRR, 1957) (VIII) As a % of (A+B+C2)	22.74	22.74
Number of Voting Rights held in each class of securities (IX)		
Class eg. X	29565	29565
Class eg. y		
Total	29565	29565
Total as a % of Total Voting rights	22.74	22.74
No. Of Shares Underlying Outstanding convertible securities (X)		
No. of Shares Underlying Outstanding Warrants (Xi)		
No. Of Shares Underlying Outstanding convertible securities and No. Of Warrants (Xi) (a)		
Shareholding , as a % assuming full conversion of convertible securities (as a percentage of diluted share capital) (XI)= (VII)+(Xi)(a) As a % of (A+B+C2)	22.74	22.74
Number of Locked in shares (XII)		
No. (a)		
As a % of total Shares held (b)		
Number of Shares pledged or otherwise encumbered (XIII)		
No. (a)		
As a % of total Shares held (b)		
Number of equity shares held in	0	0



dematerialized form (XIV)		
Reason for not providing PAN		
Reason for not providing PAN		
Shareholder type	Promoter	



Any Other (specify)			
Serial No.	1	2	
Category	Bodies Corporate	Bodies Corporate	Click here to go back
Name of the Shareholders (I)	ANMOL PROPERTIES PVT LTD	MEDOWS INVESTMENTS PVT LTD	
PAN (II)	AAACA3566G	AACCM3738N	Total
No. of the Shareholders (I)	1	1	2
No. of fully paid up equity shares held (IV)	25062	20000	45062
No. Of Partly paid-up equity shares held (V)			
No. Of shares underlying Depository Receipts (VI)			
Total nos. shares held (VII) = (IV)+ (V)+ (VI)	25062	20000	45062
Shareholding as a % of total no. of shares (calculated as per SCRR, 1957) (VIII) As a % of (A+B+C2)	19.28	15.38	34.66
Number of Voting Rights held in each class of securities (IX)			
Class eg: X	25062	20000	45062
Class eg: y			
Total	25062	20000	45062
Total as a % of Total Voting rights	19.28	15.38	34.66
No. Of Shares Underlying Outstanding convertible securities (X)			
No. of Shares Underlying Outstanding Warrants (Xi)			
No. Of Shares Underlying Outstanding convertible securities and No. Of Warrants (Xi) (a)			
Shareholding , as a % assuming full conversion of convertible securities (as a percentage of diluted share capital) (XI)= (VII)+(X) As a % of (A+B+C2)	19.28	15.38	34.66
Number of Locked in shares (XII)			
No. (a)			
As a % of total Shares held (b)			
Number of Shares pledged or otherwise encumbered (XIII)			




No. (a)			
As a % of total Shares held (b)			
Number of equity shares held in dematerialized form (XIV)	0	0	0
Reason for not providing PAN			
Reason for not providing PAN			
Shareholder type	Promoter	Promoter	



Bodies Corporate


Searial No.	1	
Name of the Shareholders (I)	MARVE BEACH RESORTS	Click here to go back
PAN (II)	ZZZZZ9999Z	Total
No. of fully paid up equity shares held (IV)	15000	15000
No. Of Partly paid-up equity shares held (V)		
No. Of shares underlying Depository Receipts (VI)		
Total nos. shares held (VII) = (IV)+ (V)+ (VI)	15000	15000
Shareholding as a % of total no. of shares (calculated as per SCRR, 1957) (VIII) As a % of (A+B+C2)	11.54	11.54
Number of Voting Rights held in each class of securities (IX)		
Class eg: X	15000	15000
Class eg: y		
Total	15000	15000
Total as a % of Total Voting rights	11.54	11.54
No. Of Shares Underlying Outstanding convertible securities (X)		
No. of Shares Underlying Outstanding Warrants (Xi)		
No. Of Shares Underlying Outstanding convertible securities and No. Of Warrants (Xi) (a)		
Shareholding , as a % assuming full conversion of convertible securities (as a percentage of diluted share capital) (XI)= (VII)+(X) As a % of (A+B+C2)	11.54	11.54
Number of Locked in shares (XII)		
No. (a)		
As a % of total Shares held (b)		
Number of equity shares held in dematerialized form (XIV)	0	0
Reason for not providing PAN		




Reason for not providing PAN	Textual Information(1)	
Sub-categorization of shares		
Shareholding (No. of shares) under		
Sub-category (i)	15000	15000
Sub-category (ii)	0	0
Sub-category (iii)	0	0



Text Block	
Textual Information(1)	PAN NOT AVAILABLE



Any Other (specify)					
Serial No.	1	2	3	4	
Category	Other	Other	Other	Other	
Category / More than 1 percentage	Category	Category	Category	Category	Click here to go back
Name of the Shareholders (I)	CITY HOLDINGS LTD	DAS JUBILEE PVT LTD	SIMPLEX TRADING AG. LTD.	YASHMANDEEPAK LTD	
PAN (II)					Total
No. of the Shareholders (I)	1	1	1	1	4
No. of fully paid up equity shares held (IV)	301	7	5	100	413
No. Of Partly paid-up equity shares held (V)					
No. Of shares underlying Depository Receipts (VI)					
Total nos. shares held (VII) = (IV)+ (V)+ (VI)	301	7	5	100	413
Shareholding as a % of total no. of shares (calculated as per SCRR, 1957) (VIII) As a % of (A+B+C2)	0.23	0.01	0	0.08	0.32
Number of Voting Rights held in each class of securities (IX)					
Class eg: X	301	7	5	100	413
Class eg: y					
Total	301	7	5	100	413
Total as a % of Total Voting rights	0.23	0.01	0	0.08	0.32
No. Of Shares Underlying Outstanding convertible securities (X)					
No. of Shares Underlying Outstanding Warrants (Xi)					
No. Of Shares Underlying Outstanding convertible securities and Warrants (X)					
Shareholding , as a % assuming full conversion of convertible securities (as a percentage of diluted share capital) (XI)= (VII)+(X) As a % of (A+B+C2)	0.23	0.01	0	0.08	0.32
Number of Locked in shares (XII)					
No. (a)					
As a % of total Shares held (b)					



Number of equity shares held in dematerialized form (XIV)	0	0	0	0	0
Reason for not providing PAN					
Reason for not providing PAN					
Sub-categorization of shares					
Shareholding (No. of shares) under					
Sub-category (i)	301	7	5	100	413
Sub-category (ii)	0	0	0	0	0
Sub-category (iii)	0	0	0	0	0

